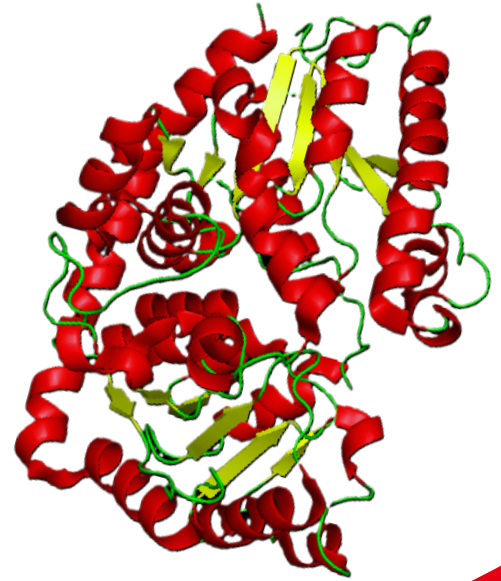


AntibodySystem
ACTIVE PROTEINS

Active proteins allow for the study of numerous experimental processes. Our active proteins provide versatility for a variety of research needs. They are critical tools for research applications such as cell culture, functional assays, and so on. In high-sensitivity applications, their consistent performance ensures reproducibility. Our catalog includes premium-grade bioactive proteins that are engineered for exceptional purity, activity, and lot-to-lot consistency.



Purity > 90%



Low Endotoxin



Activity Verification



High Bioactivity & Stability



Excellent Lot-to-Lot Consistency



Strong Price-to-Performance Ratio



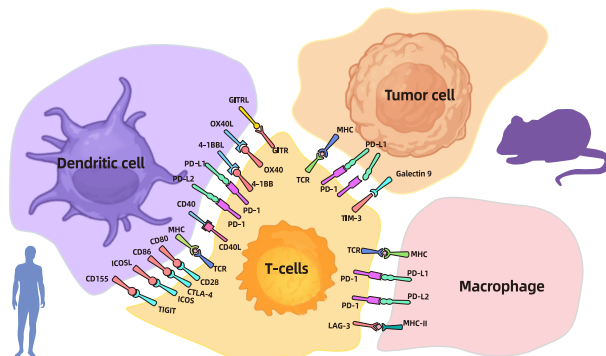
In Stock & Ready to Ship



Drug Target

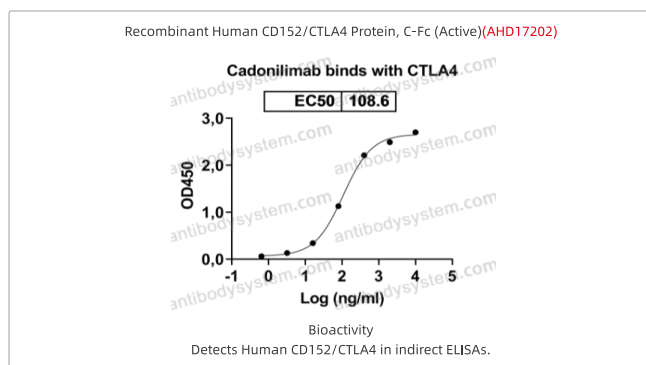
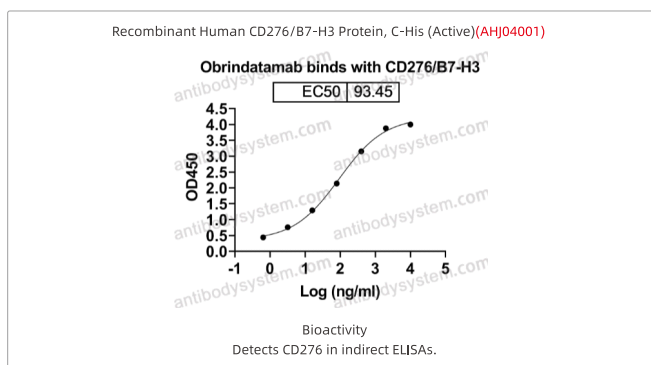
Accurate characterization of therapeutic targets underpins innovative drug development. In pathways such as PD-1/PD-L1, inhibitors block protein-protein interactions to restore T-cell activity and enhance antitumor immunity.

AntibodySystem offers high-purity, bioactive drug target proteins optimized for target screening, binding studies, and functional analysis in oncology and autoimmune research.



Catalog	Product Name	Expression System	Application
AHJ51602	Recombinant Human ACE2 Protein, C-His (Active)	Mammalian Cells	Bioactivity, ELISA, Immunogen, SDS-PAGE, WB
AHE14001	Recombinant Human CD147/BSG Protein, C-hFc-His (Active)	Mammalian Cells	Bioactivity, ELISA, Immunogen, SDS-PAGE, WB
AHJ14401	Recombinant Human CD272/BTLA Protein, C-hFc-His (Active)	Mammalian Cells	Bioactivity, ELISA, Immunogen, SDS-PAGE, WB
AHD47201	Recombinant Human CD88/C5AR1 Protein, C-Fc (Active)	Mammalian Cells	Bioactivity, ELISA, Immunogen, SDS-PAGE, WB
AHJ32503	Recombinant Human CD112/Nectin-2/PVRL2 Protein, C-His (Active)	Mammalian Cells	Bioactivity, ELISA, Immunogen, SDS-PAGE, WB
AHB80801	Recombinant Human CD160 Protein, C-His (Active)	Mammalian Cells	Bioactivity, ELISA, Immunogen, SDS-PAGE, WB
AMD17202	Recombinant Mouse CD152/CTLA4 Protein, C-Fc (Active)	Mammalian Cells	Bioactivity, ELISA, Immunogen, SDS-PAGE, WB
AWK06401	Recombinant Cynomolgus monkey DLL3 Protein, C-His-Exin21 (Active)	Mammalian Cells	Bioactivity, ELISA, Immunogen, SDS-PAGE, WB
AHE95401	Recombinant Human EFNA5 Protein, C-Fc (Active)	Mammalian Cells	Bioactivity, ELISA, Immunogen, SDS-PAGE, WB
AHD82501	Recombinant Human EPHA3 Protein, C-His (Active)	Mammalian Cells	Bioactivity, ELISA, Immunogen, SDS-PAGE, WB
AWE51801	Recombinant Cynomolgus monkey GCGR (N-ECD) Protein, C-His (Active)	Mammalian Cells	Bioactivity, ELISA, Immunogen, SDS-PAGE, WB

Validation Data

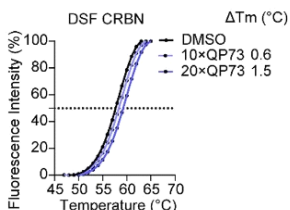


Citations

IF 14.6


Acta Pharmaceutica Sinica B

PMID: 39638076



Catalog No. EHK60701
Product name Recombinant Human CRBN & DDB1 Protein, N-Strep & C-His

Effect of Dac85 and QP73 on the thermal stability of FTO and CRBN







Cell Culture

Cell culture is fundamental to life science research, and its success depends on the precise control and consistent supply of key active proteins, including cytokines and growth factors.

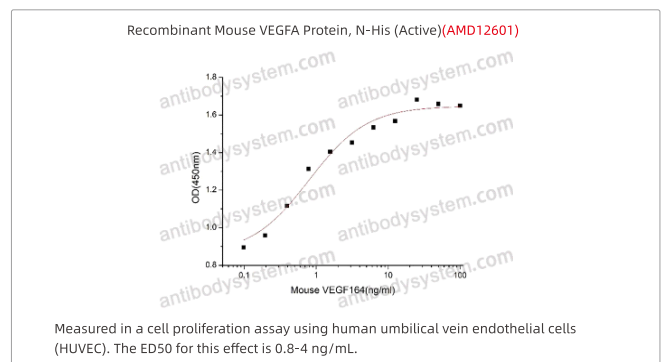
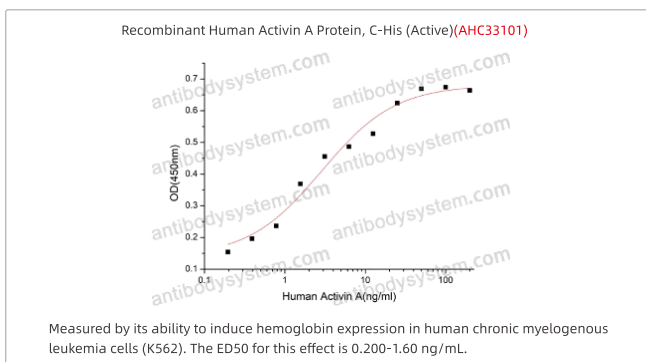
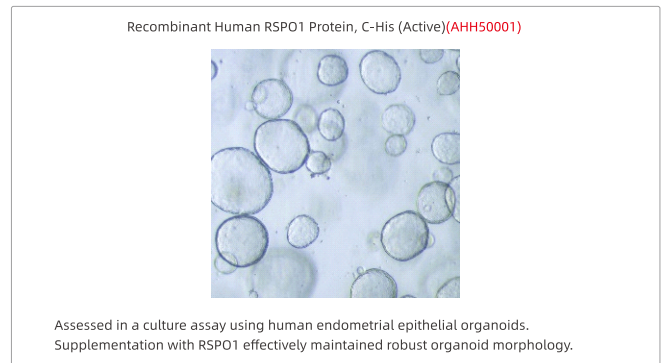
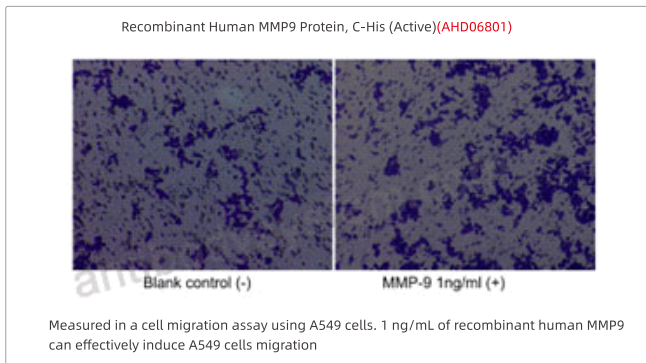
Antibodysystem provides high activity, high purity proteins—from essential culture supplements to fluorescent and biotin-labeled reagents—to support cell expansion, differentiation, and functional studies.

Rigorous quality control ensures batch-to-batch consistency, delivering reliable solutions for precise, reproducible research worldwide.

 <p>Stem Cells VEGF121, IGF1, Activin A, EGF, Noggin, BMP-4</p>	 <p>Organoid EGF, RSP01, KGF, FGF10, HGF, TGF beta 1</p>
 <p>Immune Cell R-spondin 1, FGF10, WNT3A, TNFSF5, CSF1, IFN gamma</p>	 <p>Primary Cell IL-6, FGF9, EGF, IGF1, VEGF165, bFGF</p>

Catalog	Product Name	Expression System	Application
AMB91401	Recombinant Mouse EGF Protein, No tag (Active)	E. coli	Bioactivity, ELISA, Immunogen, SDS-PAGE, WB
AMG46002	Recombinant Mouse NOG/Noggin Protein, C-His (Active)	Mammalian Cells	Bioactivity, ELISA, Immunogen, SDS-PAGE, WB
AHD06801	Recombinant Human MMP9 Protein, C-His (Active)	Mammalian Cells	Bioactivity, ELISA, Immunogen, SDS-PAGE, WB
AHD12602	Recombinant Human VEGF165 Protein, Tag free (Active)	Mammalian Cells	Bioactivity, ELISA, Immunogen, SDS-PAGE, WB
AHC12001	Recombinant Human IGF1 Protein, Tag free (Active)	E. coli	Bioactivity, ELISA, Immunogen, SDS-PAGE, WB
AHC33101	Recombinant Human Activin A Protein, C-His (Active)	Mammalian Cells	Bioactivity, ELISA, Immunogen, SDS-PAGE, WB
AMH50001	Recombinant Mouse RSP01 Protein, C-His (Active)	E. coli	Bioactivity, ELISA, Immunogen, SDS-PAGE, WB
AHA55501	Recombinant Human FGF10 Protein, Tag free (Active)	E. coli	Bioactivity, ELISA, Immunogen, SDS-PAGE, WB
AHD85402	Recombinant Human CD154/CD40LG/TNFSF5 Protein, Tag free (Active)	E. coli	Bioactivity, ELISA, Immunogen, SDS-PAGE, WB
AMB95401	Recombinant Mouse IFNG/IFN-gamma Protein, C-His (Active)	Mammalian Cells	Bioactivity, ELISA, Immunogen, SDS-PAGE, WB
AHC38201	Recombinant Human FGF2/FGFb Protein, Tag free (Active)	E. coli	Bioactivity, ELISA, Immunogen, SDS-PAGE, WB

Validation Date

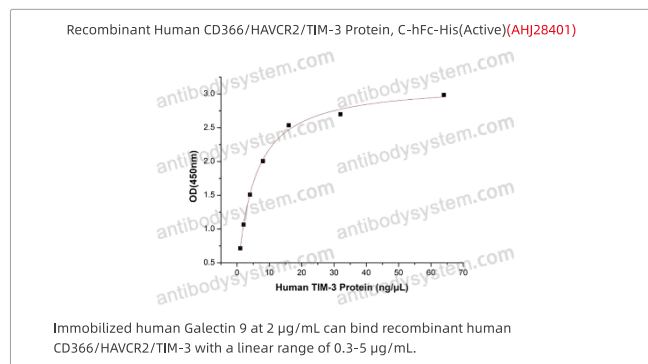
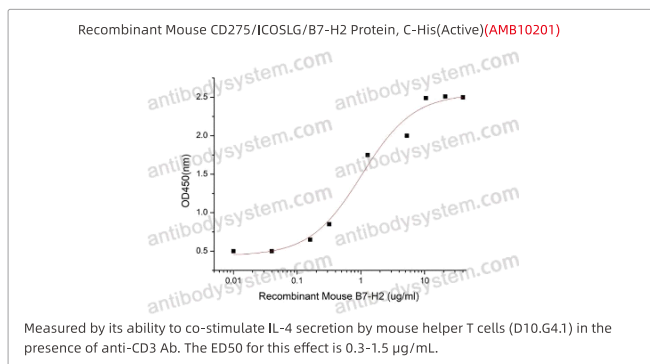


Immune Checkpoint

Immune checkpoints are central regulators of immune responses. Antibodies targeting inhibitory pathways (PD-1, CTLA-4) and co-stimulatory receptors (4-1BB, OX40) have transformed cancer therapy. AntibodySystem supplies biologically active proteins that faithfully reproduce native binding interfaces, enabling antibody screening, affinity evaluation, and functional validation.

Catalog	Product Name	Expression System	Application
AWD17201	Recombinant Cynomolgus monkey CD152/CTLA4 Protein, C-His (Active)	Mammalian Cells	Bioactivity, ELISA, Immunogen, SDS-PAGE, WB
AHJ70102	Recombinant Human CD274/PD-L1/B7-H1 Protein, C-His (Active)	Mammalian Cells	Bioactivity, ELISA, Immunogen, SDS-PAGE, WB
AHD30402	Recombinant Human CD223/LAG3 Protein, C-His (Active)	Mammalian Cells	Bioactivity, ELISA, Immunogen, SDS-PAGE, WB
AHJ28401	Recombinant Human CD366/HAVCR2/TIM-3 Protein, C-hFc-His (Active)	Mammalian Cells	Bioactivity, ELISA, Immunogen, SDS-PAGE, WB
AMH72401	Recombinant Mouse TIGIT Protein, C-Fc (Active)	Mammalian Cells	Bioactivity, ELISA, Immunogen, SDS-PAGE, WB
AWJ04001	Recombinant Cynomolgus monkey CD276/B7-H3 Protein, C-Fc (Active)	Mammalian Cells	Bioactivity, ELISA, Immunogen, SDS-PAGE, WB
AWD58801	Recombinant Rhesus monkey CD252/OX40L Protein, N-8*His (Active)	Mammalian Cells	Bioactivity, ELISA, Immunogen, SDS-PAGE, WB
AMB10201	Recombinant Mouse CD275/ICOSLG/B7-H2 Protein, C-His (Active)	Mammalian Cells	Bioactivity, ELISA, Immunogen, SDS-PAGE, WB
AHJ89801	Recombinant Human CD357/GITR (T4SA) Protein, C-mFc (Active)	Mammalian Cells	Bioactivity, ELISA, Immunogen, SDS-PAGE, WB
AHG11002	Recombinant Human CD137/TNFRSF9/4-1BB Protein, C-Fc-His (Active)	Mammalian Cells	Bioactivity, ELISA, Immunogen, SDS-PAGE, WB
AHD00201	Recombinant Human CD66a/CEACAM1 Protein, C-His (Active)	Mammalian Cells	Bioactivity, ELISA, Immunogen, SDS-PAGE, WB
AHJ14401	Recombinant Human CD272/BTLA Protein, C-hFc-His (Active)	Mammalian Cells	Bioactivity, ELISA, Immunogen, SDS-PAGE, WB
AWJ26401	Recombinant Rhesus monkey CD85j/LILRB1/ILT2 Protein, C-Fc (Active)	Mammalian Cells	Bioactivity, ELISA, Immunogen, SDS-PAGE, WB


Validation Date



Citations

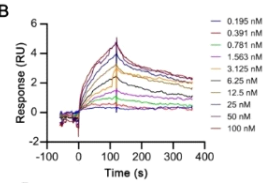
IF 10.6

Journal for ImmunoTherapy of Cancer



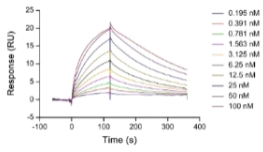
PMID: 39043603

B



Catalog No. YMD30401
Product name Recombinant Mouse CD223/LAG3 Protein, N-His

The binding affinity of NOTA-XH05 to recombinant Mouse LAG-3 protein was tested by SPR.



Catalog No. EHD30401
Product name Recombinant Human CD223/LAG3 Protein, C-His

The binding affinity of NOTA-XH05 to recombinant Human LAG-3 protein was tested by SPR.






AntibodySystem



Active Protein

 **AntibodySystem**
Recombinant Proteins & Antibodies

-  order@antibodysystem.com
-  www.antibodysystem.com
-  10 Avenue Kléber 75116 Paris, FRANCE