

ImmPRESS® Polymer Detection Reagents

Streamline your immunohistochemistry workflow

Integrated antibody and enzyme technology for simplified, convenient, sensitive IHC detection

The ImmPRESS Polymer reagents combine affinity-purified, cross-adsorbed secondary antibodies with a high-density micropolymer array of reporter enzyme. This introduces significantly more enzyme at the site of primary antibody localization to yield a stronger signal—in a single incubation step.

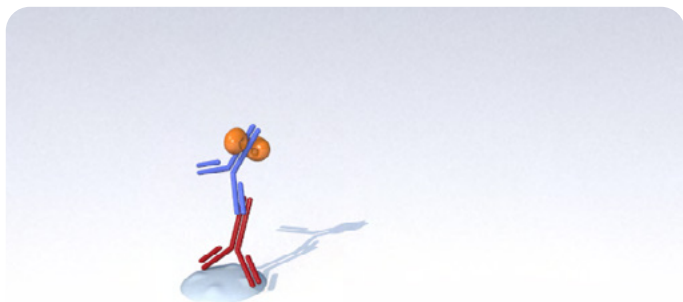
Why ImmPRESS?

- ✓ High sensitivity
- ✓ Unique micropolymer technology
- ✓ Timesaving one-step protocols
- ✓ Non-biotin based
- ✓ Ready-to-use, pre-diluted reagents
- ✓ Convenient dropper bottles
- ✓ Choice of enzyme (HRP or AP)

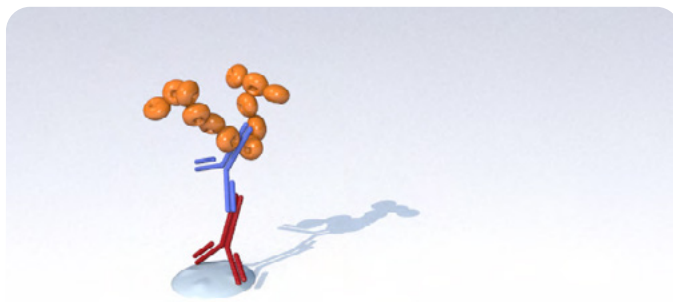
When to ImmPRESS?

- ✓ Consistent and sensitive detection
- ✓ Easy optimization and no risk of dilution error
- ✓ Enhanced signals and diminished background staining
- ✓ High-sensitivity, crisp detection of nuclear and membrane antigens
- ✓ Simplified multiple antigen labeling
- ✓ Absence of biotin interference
- ✓ Reagents for manual or automated staining

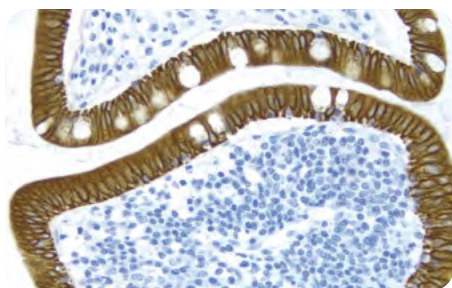
Enzyme conjugated secondary antibody detection



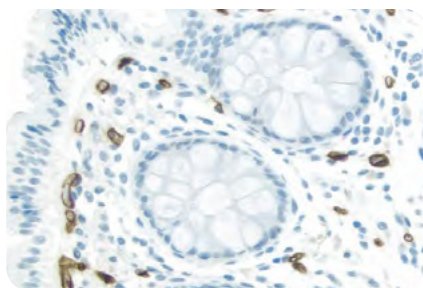
ImmPRESS polymer detection



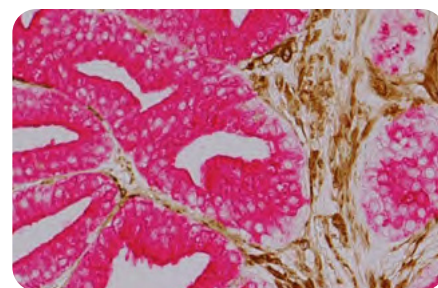
Be ImmPRESSed!



ImmPRESS Anti-Mouse Ig and DAB (brown) staining using cytokeratin 8/18 primary antibody. Hematoxylin counterstain (blue).



Colon: Anti-CD34 (m), ImmPRESS Excel Amplified Anti-Mouse IgG Staining Kit, ImmPACT® DAB EqV (brown). Hematoxylin QS counterstain (blue).



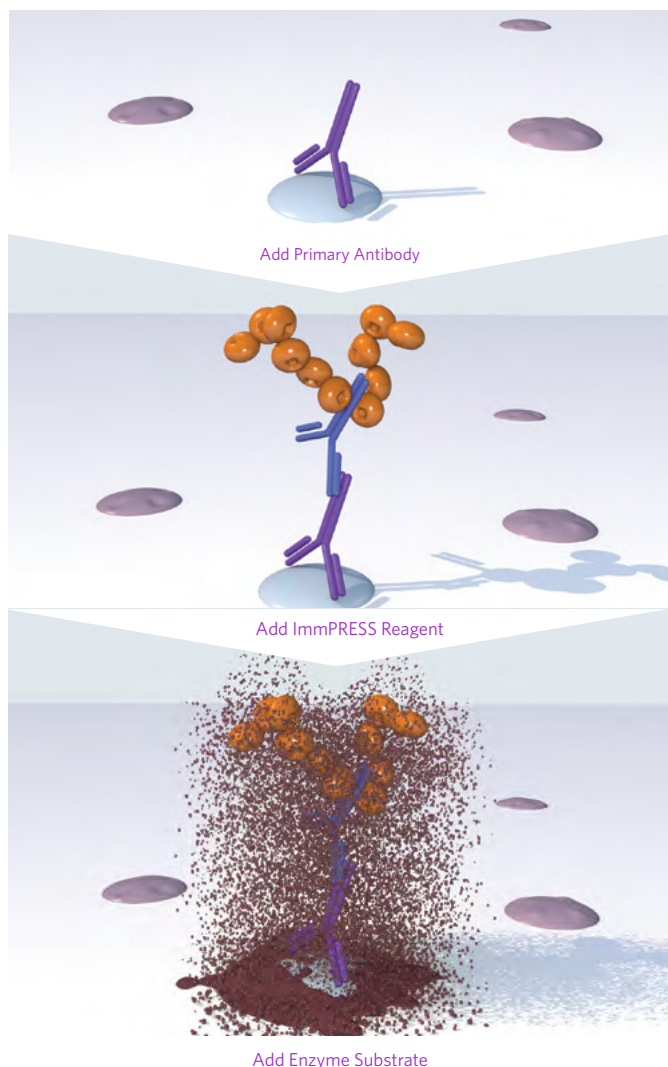
Prostate (paraffin section): Smooth Muscle Actin (brown) and Prostate Specific Antigen (red) stained using ImmPRESS Duet Double Staining Polymer Kit.

Ways to ImmPRESS:

ImmPRESS Polymer Detection Kit Options

One-Step Detection Kits

Species-specific, enzyme conjugated secondary antibody polymers.

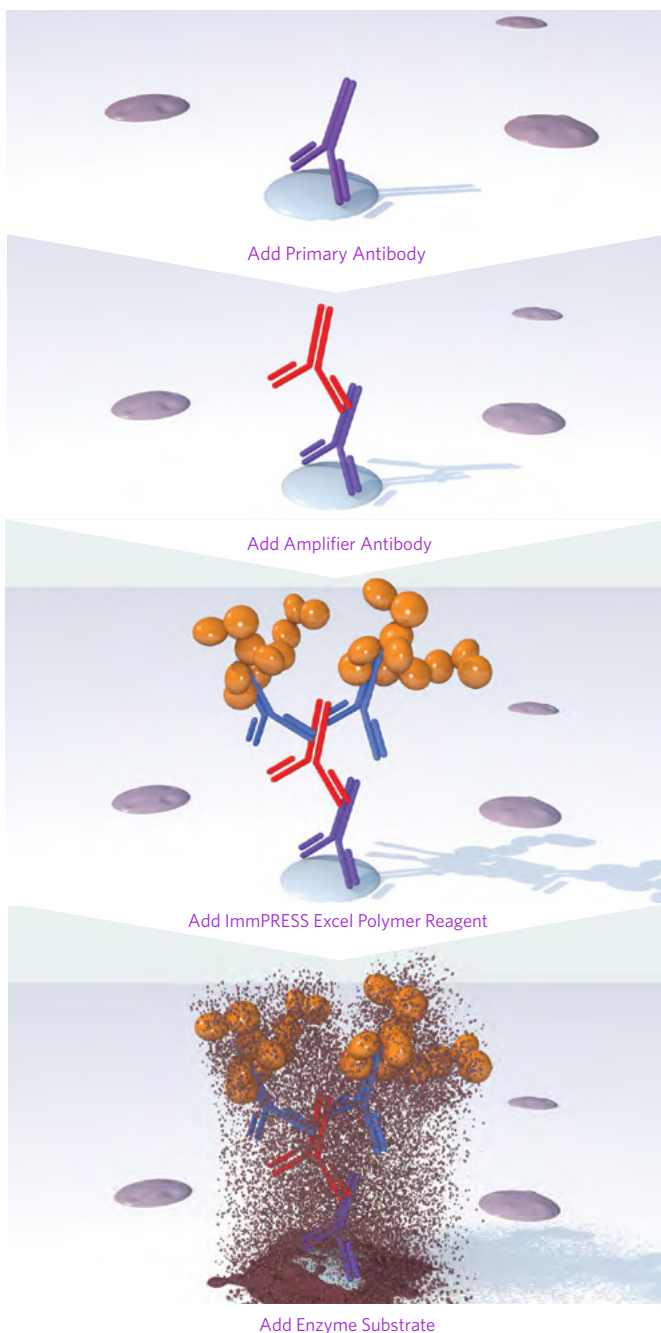


Select for:

- ✓ Single Antigen Staining
- ✓ Moderate to high antigen expression
- ✓ Reduce/eliminate species cross-reactivity issues

Two-Step Detection Kits

Anti-mouse and anti-rabbit HRP conjugated secondary antibody polymers with additional amplifying reagent.




Select for:

- ✓ Unknown or low antigen expression
- ✓ Maximize primary antibody dilution
- ✓ Convenience of complete kit format

Double Staining Kits

Anti-mouse and anti-rabbit HRP and AP conjugated secondary polymer cocktail.



Select for:

- ✓ Double antigen staining
- ✓ Reduce, optimization requirements
- ✓ Streamline the procedure

Species on Species Detection

M.O.M.® (Mouse on Mouse) ImmPRESS HRP Polymer Kit

Specific blocking and detection reagents for unambiguous visualization of mouse primary antibodies on mouse tissue sections.

Select for:

- ✓ Transgene and knock-out mice models
- ✓ Genetically modified mice
- ✓ Mouse xenograft tissue
- ✓ Normal mouse tissue

For superior results use ImmPRESS polymer reagents in combination with Vector® ImmPACT® enzyme substrates.

vectorlabs.com/substrates

ImmPRESS Kits and Reagents

Target Species	Product	Alkaline Phosphatase (AP)	Horseradish Peroxidase (HRP)	HRP Veterinary Reagent (VR¹)	Excel Amplified (HRP)²	HRP PLUS⁶
Rabbit	ImmPRESS® Anti-Rabbit IgG Polymer Detection Kits					
	Made in horse	MP-5401	MP-7401	MP-6401	MP-7601	MP-7801
	Made in goat		MP-7451			
Mouse	ImmPRESS® Anti-Mouse IgG Polymer Detection Kits					
	Made in horse	MP-5402	MP-7402	MP-6401	MP-7602	MP-7802
	Made in horse (rat adsorbed)		MP-7422			
	Made in goat		MP-7452			
	M.O.M.® (Mouse on Mouse) ImmPRESS® HRP Polymer Kit³		MP-2400			
	M.O.M.® (Mouse on Mouse) ImmPRESS® HRP Polymer Anti-Mouse Reagent		MPX-2402			
Rabbit and Mouse	ImmPRESS® Universal Antibody (Anti-Mouse IgG/Anti-Rabbit IgG) Polymer Detection Kit (made in horse)⁴		MP-7500			MP-7800
	ImmPRESS® Duet Double Staining HRP/AP Polymer Kit (anti-rabbit IgG-brown, anti-mouse IgG-red)⁵	I-----MP-7714-----I				
	ImmPRESS® Duet Double Staining HRP/AP Polymer Kit (anti-mouse IgG-brown, anti-rabbit IgG-red)⁵	I-----MP-7724-----I				
Rat	ImmPRESS® Anti-Rat IgG Polymer Detection Kits					
	Made in goat		MP-7404			
	Made in goat (mouse adsorbed)		MP-7444			
	Made in horse	MP-5404				
	Made in horse (mouse adsorbed)		MP-7405			
Goat	ImmPRESS® Anti-Goat IgG Polymer Detection Kit		MP-7405			
Vector ImmPACT Enzyme Substrates						
ImmPACT® Vector® Red (Magenta)		SK-5105				
ImmPACT® DAB (Brown)			I-----SK-4105-----I			
ImmPACT® AEC (Red)			I-----SK-4205-----I			
ImmPACT® VIP (Purple)			I-----SK-4605-----I			
ImmPACT® SG (blue/gray)			I-----SK-4705-----I			
ImmPACT NovaRed® (Red)			I-----SK-4805-----I			

1 Eliminate off-target binding, increase signal specificity in bovine, goat, sheep, swine, horse, cat, dog, rabbit, rat, and mouse tissues.

2 Maximize sensitivity with a two-step protocol using an amplifier antibody; includes ImmPACT substrates; not recommended for bovine, goat, or sheep tissue (amplifier antibody made in goat, may cross-react with endogenous IgG).

3 Designed for localization of mouse primary antibodies on mouse tissue samples.

4 Contains both anti-rabbit and -mouse IgG, for laboratories using both types of primary antibodies (eliminates need to purchase two separate kits).

5 Designed for use in dual antigen labeling studies; includes ImmPACT substrates.

6 HRP PLUS kits include the BLOXALL® Endogenous HRP/AP Blocking Solution and the ImmPACT DAB EqV substrate.

vectorlabs.com

©2022 Vector Laboratories. All rights reserved.
For research use only. Not intended for animal or human therapeutic or diagnostic use.
BLOXALL, ImmPACT, ImmPRESS, and Vector are trademarks of Vector Laboratories, Inc

LIT3012.Rev00



Distributed by
2BScientific

www.2BScientific.com
+44 (0)1869 238 033
sales@2BScientific.com

Products are for Research Use Only – Not for therapeutic or diagnostic purposes